



EAGLE VALLEY
LIBRARY DISTRICT

Financial Statements
December 31, 2020

**Eagle Valley Library District
Financial Report
December 31, 2020**

Table of Contents

	Page
INDEPENDENT AUDITOR'S REPORT	A1 - A2
Management's Discussion and Analysis	B1 - B7
Basic Financial Statements:	
Government-wide Financial Statements:	
Balance Sheet / Statement of Net Position	C1
Statement of Revenues, Expenditures and Changes in Fund Balances / Statement of Activities	C2
Notes to the Financial Statements	D1 - D13
Required Supplementary Information:	
Schedule of Revenues, Expenditures and Changes in Fund Balances - Budget to Actual - General Fund	E1



MCMAHAN AND ASSOCIATES, L.L.C.

Certified Public Accountants and Consultants

CHAPEL SQUARE, BLDG C
245 CHAPEL PLACE, SUITE 300
P.O. Box 5850, AVON, CO 81620

WEB SITE: WWW.MCMAHANCPA.COM
MAIN OFFICE: (970) 845-8800
FACSIMILE: (970) 845-8108
E-MAIL: MCMAHAN@MCMAHANCPA.COM

INDEPENDENT AUDITOR'S REPORT

To the Board of Trustees Eagle Valley Library District

We have audited the accompanying financial statements of the governmental activities and each major fund of Eagle Valley Library District (the "District"), as of and for the year ended December 31, 2020, which collectively comprise the District's basic financial statements as listed in the Table of Contents, and the related notes to the financial statements.

Management's Responsibility for the Financial Statements

Management is responsible for the preparation and fair presentation of these financial statements in accordance with accounting principles generally accepted in the United States of America; this includes the design, implementation, and maintenance of internal control relevant to the preparation and fair presentation of financial statements that are free from material misstatement, whether due to fraud or error.

Auditor's Responsibility

Our responsibility is to express opinions on these financial statements based on our audit. We conducted our audit in accordance with auditing standards generally accepted in the United States of America. Those standards require that we plan and perform the audit to obtain reasonable assurance about whether the financial statements are free of material misstatement.

An audit involves performing procedures to obtain audit evidence about the amounts and disclosures in the financial statements. The procedures selected depend on the auditor's judgment, including the assessment of the risks of material misstatement of the financial statements, whether due to fraud or error. In making those risk assessments, the auditor considers internal control relevant to the entity's preparation and fair presentation of the financial statements in order to design audit procedures that are appropriate in the circumstances, but not for the purpose of expressing an opinion on the effectiveness of the entity's internal control. Accordingly, we express no such opinion. An audit also includes evaluating the appropriateness of accounting policies used and the reasonableness of significant accounting estimates made by management, as well as evaluating the overall presentation of the financial statements.

We believe that the audit evidence we have obtained is sufficient and appropriate to provide a basis for our audit opinions.

Opinions

In our opinion, the financial statements referred to above present fairly, in all material respects, the respective financial position of the governmental activities and each major fund of Eagle Valley Library District as of December 31, 2020, and the respective changes in financial position thereof for the year then ended in accordance with accounting principles generally accepted in the United States of America.

Member: American Institute of Certified Public Accountants

PAUL J. BACKES, CPA, CGMA
MICHAEL N. JENKINS, CA, CPA, CGMA
DANIEL R. CUDAHY, CPA, CGMA

AVON: (970) 845-8800
ASPEN: (970) 544-3996
FRISCO: (970) 668-3481

**INDEPENDENT AUDITOR'S REPORT
To the Board of Trustees
Eagle Valley Library District**

Other Matters

Accounting principles generally accepted in the United States of America require that the Management's Discussion and Analysis in Section B be presented to supplement the basic financial statements. Such information, although not a part of the basic financial statements, is required by the Governmental Accounting Standards Board, who considers it to be an essential part of financial reporting for placing the basic financial statements in an appropriate operational, economic, or historical context. We have applied certain limited procedures to the Management's Discussion and Analysis in Section B in accordance with auditing standards generally accepted in the United States of America, which consisted of inquiries of management about the methods of preparing the information and comparing the information for consistency with management's responses to our inquiries, the basic financial statements, and other knowledge we obtained during our audit of the basic financial statements. We do not express an opinion or provide any assurance on the information because the limited procedures do not provide us with sufficient evidence to express an opinion or provide any assurance.

The budgetary comparison information in section E is not a required part of the basic financial statements but is supplementary information required by accounting principles generally accepted in the United States of America. The budgetary comparison information has been subjected to the auditing procedures applied in the audit of the financial statements and certain additional procedures, including comparing and reconciling such information directly to the underlying accounting and other records used to prepare the financial statement or to the financial statements themselves, and other additional procedures in accordance with auditing standards generally accepted in the United States of America. In our opinion, the information is fairly stated in all material respects in relation to the financial statements as a whole.

McMahan and Associates, L.L.C.
**McMahan and Associates, L.L.C.
Avon, Colorado
March 25, 2021**



EAGLE VALLEY
LIBRARY DISTRICT

Management Discussion and Analysis

Management's Discussion and Analysis

As management of Eagle Valley Library District (the "District"), we offer readers of the District's financial statements this narrative overview and analysis of the financial activities of the District for the fiscal year ended December 31, 2020.

Financial Highlights

- The assets of the District exceeded its liabilities by \$20,624,511 at the close of the most recent fiscal year end. The unrestricted net position, which represents the amounts available to meet the District's ongoing obligations to citizens and creditors, was \$7,229,624.
- The District's total net position increased by \$919,230. This was largely due to increase in property tax revenues.
- At the end of the current fiscal year, unrestricted fund balance for the general fund was \$7,350,264 or 156% of total general fund expenditures.

Overview of the Financial Statements

This discussion and analysis provided here are intended to serve as an introduction to the District's basic financial statements. The District's basic financial statements comprise of two components: Government-wide financial statements and Notes to the Financial Statements.

Government-wide financial statements: The government-wide financial statements are designed to provide readers with a broad overview of the District's finances, in a manner similar to a private-sector business.

The Statement of Net Position presents information on all the District's assets and liabilities, and deferred inflows/outflows of resources, with the difference between the two reported as Net Position. Over time, increases or decreases in Net Position may serve as a useful indicator of whether the financial position of the District is improving or deteriorating.

The Statement of Activities presents information showing how the government's Net Position changed during the most recent fiscal year. All changes in Net Position are reported as soon as the underlying event giving rise to the change occurs, regardless of the timing of related cash flows. Thus, revenues and expenses are reported in this statement for some items that will only result in cash flows in future fiscal periods.

The governmental activity of the District is library services. There are currently no business-type activities of the District and the District discreetly presents the Eagle Valley Library Foundation, a non-profit organization formed exclusively for the benefit of, to perform the functions of, or to carry out the charitable and educational purposes of the District.

The government-wide financial statements can be found on pages C1 and C2 of this report.

Fund financial statements: A fund is a grouping of related accounts that is used to maintain control over resources that have been segregated for specific activities or objectives. The District, like other state and local governments, uses fund accounting to ensure and demonstrate compliance with finance-related legal requirements. The District currently has one fund, the General Fund, which is a governmental fund.

Governmental funds: Governmental funds are used to account for essentially the same functions reported as governmental activities in the government-wide financial statements. However, unlike the government-wide financial statements, governmental fund financial statements focus on near-term inflows and outflows of spendable resources, as well as on balances of spendable resources available at the end of the fiscal year. Such information may be useful in evaluating a government's near-term financing requirements.

Because the focus of governmental funds is narrower than that of the government-wide financial statements, it is useful to compare the information presented for governmental funds with similar information presented for governmental activities in the government-wide financial statements. By doing so, readers may better understand the long-term impact of the government's near-term financing decisions. Both the expenditures and changes in fund balances provide a reconciliation to facilitate this comparison between governmental funds and governmental activities.

Notes to the Financial Statements: The notes provide additional information that is essential to a full understanding of the data provided in the government-wide and fund financial statements. The Notes to the Financial Statements can be found section D of this report.

Government-wide financial analysis: Almost all of the District's revenue was from property taxes (see the Notes to the Financial Statements). Most of the District's assets are reflected in the investment in capital assets (i.e. buildings, books, furniture, fixtures, and equipment). Capital assets account for 50% of the total assets. The District will use these assets to provide services to its citizens. Accordingly, these assets are not an available source for payment of future spending. Of the remaining net position, 3% of the governmental activities annual budget is restricted for use in the event of an emergency.

Eagle Valley Library District's Net Position

	2020	2019
Assets:		
Current and other assets	\$ 13,000,387	\$ 12,129,685
Capital assets	13,221,357	13,382,409
Total Assets	26,221,744	25,512,094
Liabilities:		
Other liabilities	90,003	302,208
Long-term liabilities	128,925	122,693
Total Liabilities	218,928	424,901
Deferred Inflows of Resources:		
Unavailable revenue	5,378,305	5,381,912
Total Deferred Inflows of Resources	5,378,305	5,381,912
Net Position:		
Investment in capital assets	13,221,357	13,382,409
Restricted	173,530	175,496
Unrestricted	7,229,624	6,147,376
Total Net Position	\$ 20,624,511	\$ 19,705,281

Approximately 64% of the District's Net Position reflects its investment in capital assets, which includes buildings, equipment, land, vehicles, and books and periodicals. The increase in the District's investment in capital assets is largely due to furniture, fixture and equipment additions and the expansion of the Eagle Library.

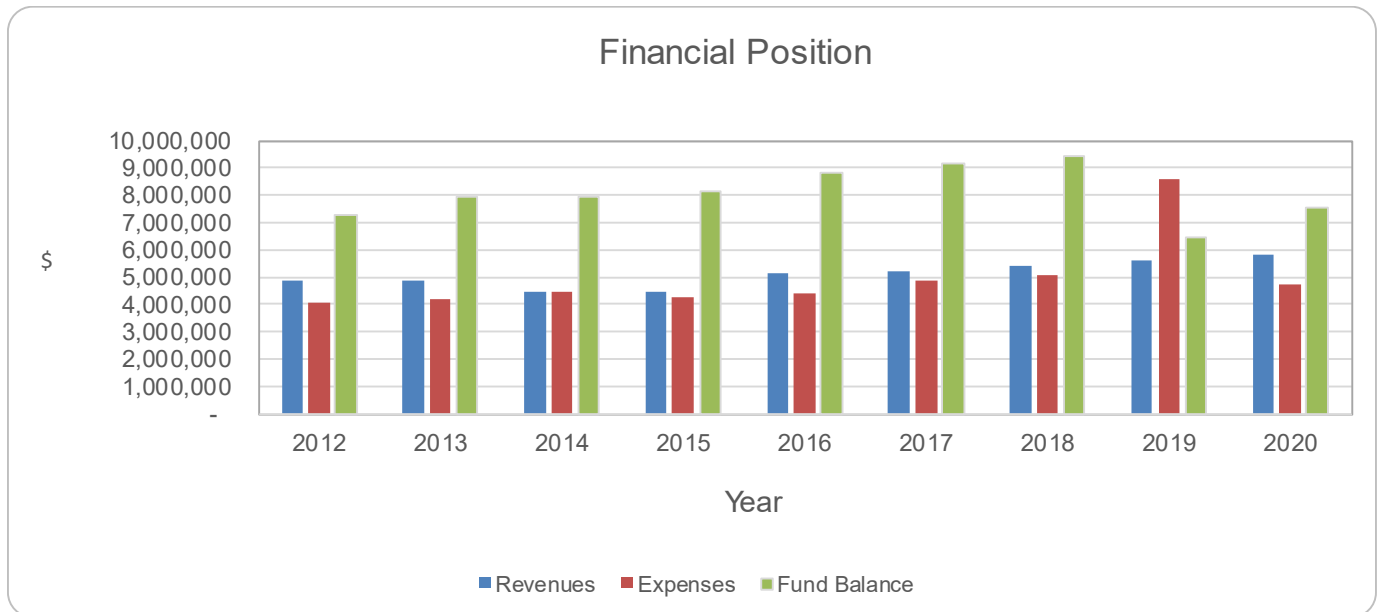
Eagle Valley Library District's Change in Net Position

Revenues:	2020	2019
Program revenues:		
Collection revenue	\$ 11,239	\$ 22,703
General revenues:		
Property taxes	5,344,597	4,918,244
Specific ownership taxes	270,637	273,067
Interest on taxes	4,452	1,678
Earnings on investments	104,130	168,810
Donations	10,000	130,537
Grant income	32,421	14,320
Other income	23,904	38,786
Total Revenues	5,801,380	5,568,145
 Expenses:		
Personnel services	2,666,845	2,665,171
Supplies	142,494	224,509
Library materials	217,164	191,983
Literacy	135,000	135,000
Insurance	43,999	43,805
Purchased services	539,081	573,616
Building costs and utilities	125,127	106,893
Capital outlay	61,760	12,342
Treasurer's fee	160,470	147,741
Depreciation and amortization	777,275	668,544
Total Expenses	4,869,215	4,769,604
 Other Financing Sources (Uses):		
Gain (loss) on sale of asset	(12,935)	3,745
Total Other Financing Sources (Uses)	(12,935)	3,745
 Change in Net Position	919,230	794,796
 Net Position:		
Beginning of Year	19,705,281	18,910,485
Ending of Year	\$ 20,624,511	\$ 19,705,281

The increase in Net Position is mainly attributable to increases in property tax revenues. Property taxes were the most significant source of general revenues for the District accounting for approximately 92.1% of revenues. Specific ownership taxes, which consist of vehicle taxes collected at the County, were also a significant source of revenue accounting for 4.67% of total revenues.

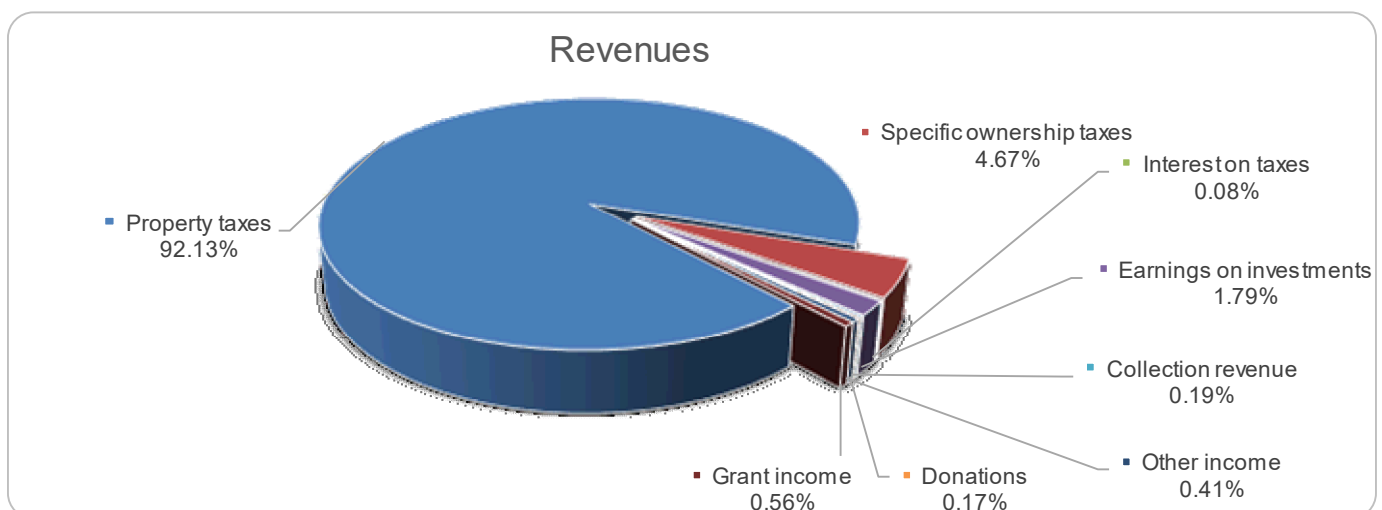
Financial Analysis of the District's Funds

As mentioned earlier, the District uses fund accounting to ensure and demonstrate compliance with finance-related legal requirements. The District had the following changes in its General Fund for the years 2012 through 2020:



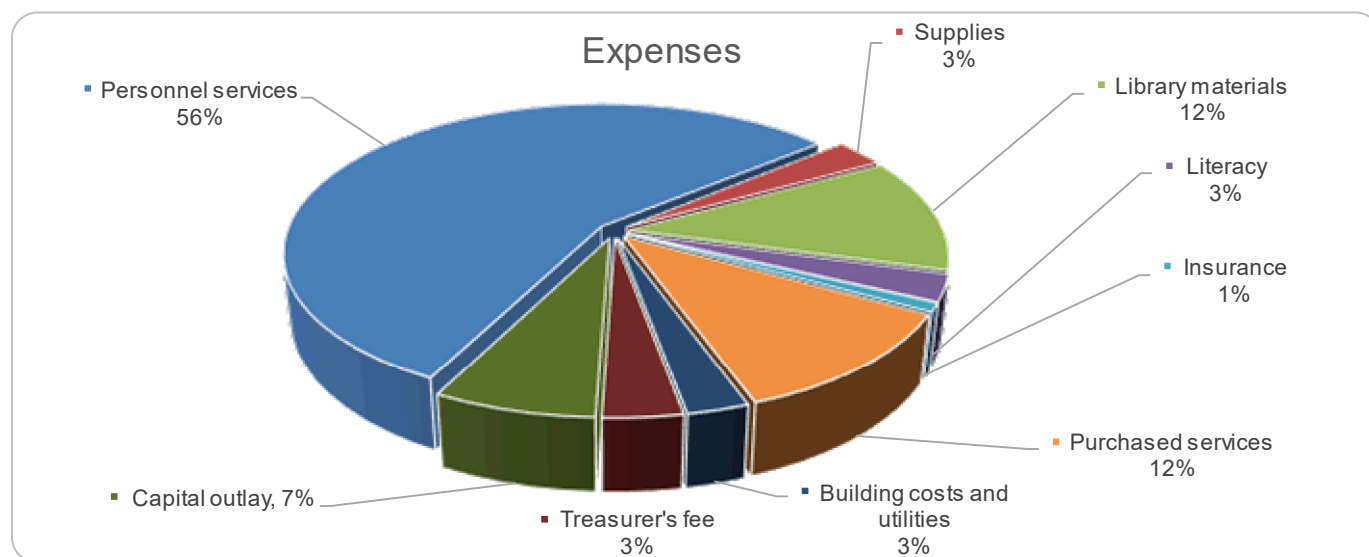
The District's General Fund had a change in fund balance of \$1,086,513 and an ending fund balance of \$7,350,264. Revenues increased \$233,235 from 2019. This was largely due to increases in property taxes. Expenditures decreased \$3,868,704 from 2019, which was primarily attributed to decreases in capital outlay as the expansion and remodel of the District branch in Eagle was completed during the current fiscal year.

The following chart represents the District's revenues:



Property taxes make up the largest source of revenue for the District.

The following chart represents the District's expenses:



The District's General Fund expenditures and other financing sources decreased 45.1%. Personnel services (wages, retirement, health insurance, etc.), capital outlay, library materials, and purchased services made up the largest source of expenditures for the District.

Budget variances in the General Fund: The District's 2020 budget was approved at the end of 2019. The District did not amend its budget for 2020. Significant budget variances were as follows:

	<u>Final Budget</u>	<u>Actual</u>	<u>Variance From Final Budget</u>	<u>Reason</u>
Expenditures:				
Personnel services	2,817,455	2,660,615	156,840	Open positions were not filled immediately.
Supplies	225,850	142,494	83,356	Operational services were reduced due to the COVID-19 pandemic, so less supplies were required.
Purchased services	749,970	539,144	210,826	Business travel, training expenses, and some maintenance were deferred due to the COVID-19 pandemic.
Capital outlay	406,150	327,879	78,271	Project scope was reduced.

Capital assets: The District's had a net investment in capital of assets of \$13,221,357 at the end of 2020. Additional information as well as a detailed classification of the District's net capital assets can be found in the Notes to the Financial Statements in section D of this report.

Next year's budget and rates: The District had \$7,532,078 of fund balance at the end of the current fiscal year. The District's 2021 budget anticipated a beginning balance of \$7,204,009. The 2021 budget anticipates revenues of \$5,775,293 and expenditures of \$5,006,405.

Request for Information

This financial report is designed to provide a general overview of the District's finances for all those with an interest in the government's finances. Questions concerning any of the information provided in this report or requests for additional financial information should be addressed to Eagle Valley Library District, P.O. Box 240, Eagle, CO 81631 or you may call 970-328-8800.



EAGLE VALLEY
LIBRARY DISTRICT

Basic Financial Statements

**Eagle Valley Library District
Statement of Net Position
December 31, 2020**

	Primary Government				Component Unit
	General Fund	Governmental Balance Sheet	Adjustments	Statement of Net Position	
Assets:					
Cash and cash equivalents	3,268,746	3,268,746	-	3,268,746	149,613
Investments	4,288,903	4,288,903	-	4,288,903	-
Cash with County Treasurer	21,935	21,935	-	21,935	-
Restricted investments	17,193	17,193	-	17,193	-
Accounts receivable	17,020	17,020	-	17,020	-
Prepaid expenses	8,284	8,284	-	8,284	-
Property taxes receivable	5,378,305	5,378,305	-	5,378,305	-
Capital assets, net of depreciation	-	-	13,221,357	13,221,357	-
Total Assets	<u>13,000,386</u>	<u>13,000,386</u>	<u>13,221,357</u>	<u>26,221,743</u>	<u>149,613</u>
Liabilities:					
Accounts/vouchers payable	90,003	90,003	-	90,003	-
Non-current liabilities:					
Due longer than one year - compensated absences	-	-	128,924	128,924	-
Total Liabilities	<u>90,003</u>	<u>90,003</u>	<u>128,924</u>	<u>218,927</u>	<u>-</u>
Deferred Inflows of Resources:					
Unavailable revenue - property taxes	5,378,305	5,378,305	-	5,378,305	-
Total deferred inflows of resources	<u>5,378,305</u>	<u>5,378,305</u>	<u>-</u>	<u>5,378,305</u>	<u>-</u>
Fund Balance/Net Position:					
Fund Balance:					
Restricted	173,530	173,530			
Nonspendable	8,284	8,284			
Assigned for:					
Library expansion	2,921,167	2,921,167			
Working capital	2,000,000	2,000,000			
Replacement reserve	1,827,721	1,827,721			
Unassigned	601,376	601,376			
Total Fund Balance	<u>7,532,078</u>	<u>7,532,078</u>			
Total Liabilities, Deferred Inflows of Resources and Fund Balance	<u>13,000,386</u>	<u>13,000,386</u>			
Net Position:					
Investment in capital assets			5,689,279	13,221,357	-
Restricted for constitutionally required emergency reserve			173,530	173,530	-
Unrestricted			7,229,624	7,229,624	149,613
Total Net Position			<u>13,092,433</u>	<u>20,624,511</u>	<u>149,613</u>

The accompanying notes are an integral part of these financial statements.

Eagle Valley Library District
Statement of Revenues, Expenditures and Changes in Fund Balances / Statement of Activities
For the Year Ended December 31, 2020

	Primary Government				Component Unit
	General Fund	Governmental Fund	Adjustments	Statement of Activities	
		Total			
Revenues:					
Property taxes	5,344,597	5,344,597	-	5,344,597	-
Specific ownership taxes	270,637	270,637	-	270,637	-
Interest on taxes	4,452	4,452	-	4,452	-
Earnings on investments	104,130	104,130	-	104,130	86
Collection revenue	11,239	11,239	-	11,239	-
Donations	10,000	10,000	-	10,000	3,050
Grant income	32,421	32,421	-	32,421	-
Other income	23,904	23,904	-	23,904	-
Total Revenues	<u>5,801,380</u>	<u>5,801,380</u>	<u>-</u>	<u>5,801,380</u>	<u>3,136</u>
Expenditures/Expenses:					
Personnel services	2,660,613	2,660,613	6,232	2,666,845	-
Supplies	142,494	142,494	-	142,494	-
Library materials	580,204	580,204	(363,040)	217,164	-
Literacy	135,000	135,000	-	135,000	-
Insurance	43,999	43,999	-	43,999	-
Purchased services	539,081	539,081	-	539,081	-
Building costs and utilities	125,127	125,127	-	125,127	-
Treasurer's fee	160,470	160,470	-	160,470	-
Capital outlay	327,879	327,879	(266,119)	61,760	-
Depreciation and amortization	-	-	777,275	777,275	-
Total Expenditures/Expenses	<u>4,714,867</u>	<u>4,714,867</u>	<u>154,348</u>	<u>4,869,215</u>	<u>-</u>
Excess (Deficiency) of Revenues Over Expenditures	1,086,513	1,086,513	(154,348)	932,165	3,136
Other Financing Sources (Uses):					
Gain (loss) on sale of asset	-	-	(12,935)	(12,935)	-
Total Other Financing Sources (Uses)	<u>-</u>	<u>-</u>	<u>(12,935)</u>	<u>(12,935)</u>	<u>-</u>
Change in Net Position	1,086,513	1,086,513	(167,283)	919,230	3,136
Fund Balances/Net Position:					
Beginning of Year	6,445,565	6,445,565		19,705,281	146,477
End of Year	<u>7,532,078</u>	<u>7,532,078</u>		<u>20,624,511</u>	<u>149,613</u>

The accompanying notes are an integral part of these financial statements.



Notes to the Basic Financial Statements

Eagle Valley Library District
Notes to the Financial Statements
December 31, 2020

I. Summary of Significant Accounting Policies

Eagle Valley Library District (the "District") was established November 3, 1992, by a vote of the Eagle County electorate. The District operates under the laws of the State of Colorado and is governed by a Board of Trustees appointed by the Eagle County Commissioners. The Trustees are appointed for a five-year term. The District was formed to provide for the selection, organization and distribution of books and other materials to residents and visitors to the District. The District currently has libraries located in Eagle, Avon, and Gypsum, Colorado.

The District's financial statements are prepared in accordance with U.S. generally accepted accounting principles ("GAAP"). The Governmental Accounting Standards Board ("GASB") is responsible for establishing GAAP for state and local governments through its pronouncements (Statements and Interpretations). The more significant accounting policies established by GAAP used by the District are discussed below.

A. Reporting Entity

The reporting entity consists of the primary government and component units. Component units are legally separate entities that are included in a government's reporting entity because of the significance of their operating or financial relationships with the District. The District's financial statements include the Eagle Valley Library District Foundation, Inc. (the "Foundation") which was formed exclusively to carry out the charitable and education functions of the District.

The financial statements are formatted to allow the user to clearly distinguish between the primary government and its component unit.

B. Government-wide and Fund Financial Statements

The District's basic financial statements include both government-wide (reporting the District as a whole) and fund financial statements (reporting the District's major funds). Both the government-wide and fund financial statements categorize primary activities as either governmental or business type. Currently, the District has only governmental activities.

1. Government-wide Financial Statements

In the government-wide Statement of Net Position, the governmental activities columns are reported on a full accrual, economic resource basis, which recognizes all long-term assets and receivables as well as long-term debt and obligations. The District's Net Position is reported in three parts - invested in capital assets, net of related debt, restricted Net Position and unrestricted Net Position.

The government-wide focus is on the sustainability of the District as an entity and the change in the District's Net Position resulting from the current year's activities.

Eagle Valley Library District
Notes to the Financial Statements
December 31, 2020
(Continued)

I. Summary of Significant Accounting Policies (continued)

B. Government-wide and Fund Financial Statements (continued)

2. Fund Financial Statements

The financial transactions of the District are reported in individual funds in the fund financial statements. Each fund is accounted for by providing a separate set of self-balancing accounts that comprises its assets, liabilities, TABOR reserves, fund equity, revenues and expenditures/expenses.

The fund focus is on current available resources and budget compliance.

The District reports a General Fund, which accounts for resources devoted to financing the general services that the District performs for its citizens. General tax revenues and other sources of revenue used to finance the fundamental operations of the District are included in this fund. The fund is used to account for all activities for which a separate fund has not been established.

C. Measurement Focus and Basis of Accounting

Measurement focus refers to whether financial statements measure changes in current resources only (current financial focus) or changes in both current and long-term resources (long-term economic focus). Basis of accounting refers to the point at which revenues, expenditures or expenses are recognized in the accounts and reported in the financial statements.

1. Long-term Economic Focus and Accrual Basis

Governmental activities in the government-wide financial statements use the long-term economic focus and are presented on the accrual basis of accounting. Revenues are recognized when earned and expenses are recognized when incurred, regardless of the timing of the related cash flows.

2. Current Financial Focus and Modified Accrual Basis

The governmental fund financial statements use the current financial focus and are presented on the modified accrual basis of accounting. Under the modified accrual basis of accounting, revenues are recorded when susceptible to accrual; i.e., both measurable and available. "Available" means collectible within the current period or soon enough thereafter to be used to pay liabilities of the current period. Expenditures are generally recognized when the related liability is incurred. The exception to this general rule is that principal and interest on general long-term debt, if any, is recognized when due.

D. Financial Statement Accounts

1. Cash, Cash Equivalents and Investments

Cash and cash equivalents are defined as deposits that can be withdrawn at any time without notice or penalty and investments with maturities of three months or less.

**Eagle Valley Library District
Notes to the Financial Statements
December 31, 2020
(Continued)**

I. Summary of Significant Accounting Policies (continued)

D. Financial Statement Accounts (continued)

1. Cash, Cash Equivalents and Investments (continued)

Investments are stated at fair value. The change in fair value of investments is recognized as an increase or decrease to investment assets and investment income.

The District's investment policy follows Colorado statutes specifying specific investment instruments meeting defined rating criteria in which local governments may invest, which include:

- Obligations of the United States and certain U.S. government agency securities
- Certain international agency securities
- General obligation and revenue bonds of U.S. local government entities
- Banker's acceptances of certain banks
- Commercial paper
- Written repurchase agreements collateralized by certain authorized securities
- Certain money market mutual funds
- Guaranteed investment contract
- Local government investment pools

2. Capital Assets

Capital assets, which include buildings, equipment, vehicles and infrastructure, are reported in the government-wide financial statements. Capital assets include assets with an individual cost of \$5,000 or more and an estimated useful life in excess of two years. Books and periodicals, although having an individual cost of less than \$5,000, are also considered capital assets. Such assets are recorded at historical cost. Donated capital assets are recorded at estimated fair value at the date of donation.

Books and periodicals are depreciated using the average of the past six years' purchases. Total depreciation expense for the fiscal year ending is \$777,275.

Buildings, vehicles and equipment are depreciated using the straight-line method over the following estimated useful lives:

Assets	Years
Furniture, fixtures and equipment	3 - 15
Buildings	40
Vehicles	5 - 7
Books and media	6

Eagle Valley Library District
Notes to the Financial Statements
December 31, 2020
(Continued)

I. Summary of Significant Accounting Policies (continued)

D. Financial Statement Accounts (continued)

3. Compensated Absences

The District allows its employees to accumulate sick and vacation leave, based on the employee's length of service. Sick pay can accumulate up to a max of 720 hours and it accrued based on hours worked at a rate of .0462 per hour for both full-time and part-time employees. Vacation pay can accumulate up to 240 hours at rates ranging from .0462 to .0845, depending on years of service for both full-time and part-time employees. The District does not pay accrued sick leave upon termination. However, vacation leave is paid out upon termination. At year end, the estimated value of accumulated vacation leave, including the District's pension and Medicare taxes, is \$128,924.

4. Deferred Inflows of Resources

Deferred inflows of resources represent an acquisition of net position that applies to a future period(s) and so will not be recognized as an inflow of resources (revenue) until that time. The District has only one item that qualifies for reporting in this category, unavailable revenue from property taxes, reported in the governmental balance sheet and on the Statement of Net Position. This amount is deferred and recognized as an inflow of resources in the period that the amount becomes available.

5. Fund Equity

The District has designated \$173,530 for emergency reserves.

6. Categories and Classification of Fund Balance:

Governmental accounting standards establishes fund balance classifications that comprise a hierarchy based primarily on the extent to which a government is bound to observe constraints imposed upon the use of the resources reported in governmental funds. Fund balance classifications include Non-spendable, Restricted, Committed, Assigned and Unassigned. These classifications reflect not only the nature of funds, but also provide clarity to the level of restriction placed upon fund balance. Fund Balance can have different levels of restraint, such as external versus internal compliance requirements. Unassigned fund balance is a residual classification within the general fund. The general fund should be the only fund that reports a positive unassigned balance. In all other funds, unassigned is limited to negative residual fund balance. For further details of the various fund balance classifications refer to Note I.E.

Eagle Valley Library District
Notes to the Financial Statements
December 31, 2020
(Continued)

I. Summary of Significant Accounting Policies (continued)

E. Fund Balance Disclosure

The District classifies governmental fund balances as follows:

1. **Non-spendable** - includes fund balance amounts that cannot be spent either because it is not in spendable form or because of legal or contractual requirements. As of December 31, 2020, \$8,284 was non-spendable.
2. **Spendable Fund Balance:**
 - a. **Restricted** – includes fund balance amounts that are constrained for specific purposes which are externally imposed by providers, such as creditors or amounts constrained due to constitutional provisions or enabling legislation. As of December 31, 2020 \$173,530 was restricted for emergencies.
 - b. **Committed** – includes fund balance amounts that are constrained for specific purposes that are internally imposed by the government through formal action of the highest level of decision making authority which is the Board. The District's original budget legislation begins with combining historical data, assessment of needs for the upcoming year and the Board's platform to review and/or make changes to each department's budget. Before year end, a budgetary committee will meet again with each department for final review and approval of preliminary budget. The Budget is then formally presented to the Board via an advertised public process for their review, revisions and final approval by year end. All subsequent budget requests made during the year, after the Board's approval, must be presented via a public process and again approval by the Board.
 - c. **Assigned** – includes spendable fund balance amounts that are intended to be used for specific purposes that are neither considered restricted or committed. Fund Balance may be assigned by the Board or its management designee. As of December 31, 2020, \$4,921,167 was assigned for library expansion.
 - d. **Unassigned** - includes residual positive fund balance within the General Fund which has not been classified within the other above-mentioned categories. Unassigned fund balance may also include negative balances for any governmental fund if expenditures exceed amounts restricted, committed. As of December 31, 2020, \$601,376 was unassigned.

The District uses restricted amounts to be spent first when both restricted and unrestricted fund balance is available unless there are legal documents/contracts that prohibit doing this, such as in grant agreements requiring dollar for dollar spending. Additionally, the District would first use committed, then assigned and lastly unassigned amounts of unrestricted fund balance when expenditures are made.

The District does not have a formal minimum fund balance policy. However, the District's budget includes a calculation of a targeted reserve positions and the Administration calculates targets and report them annually to the Board.

Eagle Valley Library District
Notes to the Financial Statements
December 31, 2020
(Continued)

I. Summary of Significant Accounting Policies (continued)

F. Fund Definitions of Funds Reported

1. **General Fund:** The general fund is used to account for and report all financial resources not accounted for and reported in another fund.

II. Reconciliation of Government-wide and Fund Financial Statements

A. Explanation of certain differences between the governmental fund Balance Sheet and the government-wide Statement of Net Position

The governmental fund Balance Sheet includes adjustments between *fund balance – governmental funds* and *Net Position of governmental activities* as reported in the government-wide Statement of Net Position. One element of the reconciling column accounts for capital assets used in governmental activities that are not financial resources and, therefore, are not reported in the funds. \$13,221,357 represents the book value of capital assets at December 31, 2020. Long-term liabilities of \$128,924 are not due and payable in the current period, and therefore are not reported in the fund financial statements.

The governmental fund Statement of Revenues, Expenditures and Changes in Fund Balances includes adjustments between *net change in fund balance of governmental funds* and *changes in Net Position of governmental activities* as reported in the government-wide Statement of Activities. One element of the reconciliation involves the additions of capital assets including books and periodicals of \$363,040 and equipment and capital improvements of \$266,119 as these items are reported as expenditures in the governmental funds report. However, in the statement of activities, the cost of these assets is allocated over their estimated useful lives and reported as depreciation expense therefore another reconciling item includes depreciation on fixed assets of \$777,275. There is also a change in fixed assets for the gain or loss on sale of asset of \$12,475. The final element of the reconciliation is the change in the accrued compensated absences of \$6,232.

Eagle Valley Library District
Notes to the Financial Statements
December 31, 2020
(Continued)

III. Stewardship, Compliance, and Accountability

A. Budgetary Information

Budgets are adopted on a basis consistent with U.S. generally accepted accounting principles. Annual appropriations are adopted for all funds. Expenditures may not legally exceed appropriations at the fund level. All appropriations lapse at year end. In the fall of each year, the District's Board of Trustees formally adopts a budget with appropriations by fund for the ensuing year pursuant to the Colorado Local Budget Law. The budget for the governmental funds are adopted on a basis consistent with U.S. generally accepted accounting principles (GAAP).

- (1) For the 2020 budget, prior to August 25, the County Assessor sent to the District a certified assessed valuation of all taxable property within the District's boundaries.
- (2) On or before October 15, 2019, the Director submitted to the District's Board of Trustees a recommended budget that detailed the necessary property taxes needed along with other available revenues to meet the District's operating requirements.
- (3) For the 2020 budget, prior to December 15, 2019, the District computed and certified to the County Commissioners a rate of levy that will derive the necessary property taxes as computed in the proposed budget.
- (4) After a required public hearing, the District adopted the proposed budget and an appropriating resolution that legally appropriated expenditures for the upcoming year.
- (5) After adoption of the budget resolution, the District may make the following changes: (a) supplemental appropriations to the extent of revenues in excess of the estimated in the budget; (b) emergency appropriations; and (c) reduction of appropriations for which originally estimated revenues are insufficient.

Taxes levied in one year are collected in the succeeding year. Thus taxes certified in 2019 were collected in 2020 and taxes certified in 2020 will be collected in 2021. Taxes are due on January 1st in the year of collection; however, they may be paid in either one installment (no later than April 30th) or two equal installments (not later than February 28th and June 15th) without interest or penalty. Taxes that are not paid within the prescribed time bear interest at the rate of one percent (1%) per month until paid. Unpaid amounts and the accrued interest thereon become delinquent on June 15th.

B. TABOR Amendment

Colorado voters passed an amendment to the State Constitution, Article X, Section 20 ("TABOR"), which has several limitations, including raising revenue, spending abilities, and other specific requirements of state and local governments. The amendment is complex and subject to judicial interpretation. The District believes it is in compliance with the requirements of the amendment.

Eagle Valley Library District
Notes to the Financial Statements
December 31, 2020
(Continued)

III. Stewardship, Compliance, and Accountability (continued)

B. TABOR Amendment (continued)

One of the requirements of TABOR is for emergency reserves to be used for declared emergencies only. Emergencies, as defined by TABOR, exclude economic conditions, revenue shortfalls, or salary or fringe benefit increases. These reserves are required to be 3% or more of fiscal year revenue (excluding bonded debt service). The District has reserved a portion of its December 31, 2020 year end fund balance in the General Fund for emergencies as required under TABOR in the amount of \$173,530, which is the approximate required reserve at December 31, 2020.

On November 4, 1997, the District's electorate approved a ballot question allowing the District to collect and expend any additional amounts raised over and above the limitation imposed by TABOR and Colorado Revised Statute 29-1-301, the 5.5% limit.

IV. Detailed Notes on All Funds

A. Cash, Cash Equivalents and Investments

The District's cash, cash equivalents and investments are entirely covered by federal depository insurance ("FDIC") or by collateral held under Colorado's Public Deposit Protection Act ("PDPA"). The FDIC insures the first \$250,000 of the District's deposits at each financial institution. Deposit balances over \$250,000 are collateralized as required by PDPA. As of year-end, the carrying amount of the District's cash, cash equivalents and investments was \$7,555,572. Petty cash totaled \$111.

At December 31, 2020, the District had no unrealized gains or losses. The District had the following cash, cash equivalents and investments with the following maturities:

	Rating	Carrying Amounts	Maturities	
			Less than one year	One to five years
Primary Government:				
<i>Cash and cash equivalents:</i>				
Petty cash	Not Rated	\$ 111	\$ -	\$ -
Checking	Not Rated	153,372	-	-
Savings and money market	Not Rated	213,310	-	-
<i>Investment pool</i>	AAAm	2,901,953	-	-
<i>Investments:</i>				
Certificates of deposit - Unrestricted	Not Rated	4,288,903	2,711,599	1,577,304
Certificates of deposit - Restricted	Not Rated	17,193	17,193	-
		\$ 7,574,842		
Component Unit:				
<i>Cash and cash equivalents:</i>				
Checking	Not Rated	\$ 149,613	\$ -	\$ -
		\$ 149,613		

Eagle Valley Library District
Notes to the Financial Statements
December 31, 2020
(Continued)

IV. Detailed Notes on All Funds

B. Cash, Cash Equivalents and Investments (continued)

The Investment Pool represents investments in the Colorado Government Liquid Asset Trust (“COLOTRUST”) which is a 2a7-like pool. The fair value of the pool is determined by the pool’s share price. The District has no regulatory oversight for the pool.

Fair Value of Investments

The District measures and records its investments using fair value measurement guidelines established by generally accepted accounting principles. These guidelines recognize a three-tiered fair value hierarchy, as follows:

- *Level 1:* Quoted prices for identical investments in active markets;
- *Level 2:* Observable inputs other than quoted market prices; and,
- *Level 3:* Unobservable inputs.

At December 31, 2020 the District had the following recurring fair value measurements:

Primary Government:

Investments Measured at Net Asset Value

Colotrust investment pool	\$ 2,901,953
---------------------------	--------------

Investments classified in Level 1 are valued using prices quoted in active markets for those securities. Investments classified in Level 2 are valued using the following approaches

- U.S. Treasuries, U.S. Agencies, and Commercial Paper: quoted prices for identical securities in markets that are not active;
- Repurchase Agreements, Negotiable Certificates of Deposit, and Collateralized Debt Obligations: matrix pricing based on the securities’ relationship to benchmark quoted prices;
- Money Market, Bond, and Equity Mutual Funds: published fair value per share (unit) for each fund.

The fair value of the COLOTRUST investment pool is determined by the pool’s share price. The District has no regulatory oversight for the pool. At December 31 2020, the District’s cash in COLOTRUST were 38% of the District’s portfolio.

Interest Rate Risk. As a means of limiting its exposure to interest rate risk, the District has invested primarily in COLOTRUST. Funds in COLOTRUST can be withdrawn without notice or penalty.

Credit Risk. The District’s investment policy limits investments to those authorized by State statutes as listed in note I.D.1. The District’s general investment policy is to apply the prudent-person rule: investments are made as a prudent person would be expected to act, with discretion and intelligence, to seek reasonable income, preserve capital, and, in general, avoid speculative investments.

Eagle Valley Library District
Notes to the Financial Statements
December 31, 2020
(Continued)

IV. Detailed Notes on All Funds (continued)

A. Cash, Cash Equivalents and Investments (continued)

Concentration of Credit Risk. The District diversifies its investments by security type and institution. Financial institutions holding District funds must provide the District a copy of the certificate from the Banking Authority that states that the institution is an eligible public depository. At December 31, 2020, the District's investments in Certificates of Deposit was 57% of the District's portfolio.

B. Capital Assets

The District had the following capital asset changes during the past year:

	<u>Beginning Balance</u>	<u>Increases</u>	<u>Decreases</u>	<u>Ending Balance</u>
Governmental activities:				
Capital assets not being depreciated:				
Construction in progress	\$ 4,315,531	\$(4,315,531)	\$ -	\$ -
Land	691,973	-	-	691,973
Total capital assets not being depreciated	<u>5,007,504</u>	<u>(4,315,531)</u>	<u>-</u>	<u>691,973</u>
Capital assets, being depreciated:				
Buildings	8,428,788	4,512,389	(257,190)	12,683,987
Furniture, fixtures and equipment	863,388	46,827	(38,007)	872,208
Vehicles	82,044	-	-	82,044
Books and media	6,412,566	363,040	(383,332)	6,392,274
Total capital assets being depreciated	<u>15,786,786</u>	<u>4,922,256</u>	<u>(678,529)</u>	<u>20,030,513</u>
Less accumulated depreciation for:				
Buildings	(4,324,284)	(348,226)	266,689	(4,405,821)
Furniture, fixtures and equipment	(466,608)	(65,198)	38,007	(493,799)
Vehicles	(34,716)	(11,833)	-	(46,549)
Books and media	(2,586,273)	(352,019)	383,332	(2,554,960)
Total accumulated depreciation	<u>(7,411,881)</u>	<u>(777,276)</u>	<u>688,028</u>	<u>(7,501,129)</u>
Governmental Activities Capital Assets, Net	<u>\$ 13,382,409</u>	<u>\$ (170,551)</u>	<u>\$ 9,499</u>	<u>\$ 13,221,357</u>

C. Receivables

Receivables as of year-end for the District's funds, including applicable allowances for uncollectible accounts, are as follows:

Fines, fees and delinquent accounts	\$ 80,838
Taxes receivable from County Treasurer	21,935
Other receivables	17,020
Less: Allowance for doubtful accounts	<u>(80,838)</u>
Total receivables	<u>\$ 38,955</u>

Governmental funds report deferred inflows in connection with receivables for revenues that are not considered to be available to liquidate liabilities of the current period. The \$5,378,305 of unavailable revenue is property taxes levied in 2020 but not available until 2021.

Eagle Valley Library District
Notes to the Financial Statements
December 31, 2020
(Continued)

IV. Detailed Notes on All Funds (continued)

D. Letter of Credit

On January 2, 2019 the District entered into an irrevocable letter of credit, which expires on January 2, 2020 for \$189,115. The letter of credit was required by the Town of Eagle and, upon completion of the Eagle Library expansion, will be released back to the District. As of December 31, 2020, the District had a restricted investment balance of \$191,973 for the letter of credit.

V. Other Information

A. Risk Management

1. Colorado Intergovernmental Risk Sharing Agency ("CIRSA")

The District is exposed to various risks of loss related to workers compensation and general liability. The District has acquired commercial coverage for these risks and any settled claims are not expected to exceed the commercial insurance coverage.

The District is also exposed to the risks of loss related to torts; theft of, damage to, and destruction of assets; and errors and omissions. To address such risks, the District is a participant in a public entity risk pool administered by Colorado Intergovernmental Risk Sharing Agency ("CIRSA").

CIRSA's operations are funded by contributions from member governments. Coverage is provided in the amount of \$250,000 per claim or occurrence for property, \$1,000,000 per claim or occurrence for liability, and \$150,000 per claim or occurrence for crime. CIRSA has also acquired additional excess coverage from outside sources.

Surpluses or deficits realized by CIRSA for any given year are subject to change for such reasons as interest earnings on invested amounts for those years and funds, re-estimation of losses for those years and funds and credits or distributions from surplus for those years and funds.

**Eagle Valley Library District
Notes to the Financial Statements
December 31, 2020
(Continued)**

V. Other Information (continued)

A. Risk Management (continued)

1. Colorado Intergovernmental Risk Sharing Agency (“CIRSA”) (continued)

CIRSA’s combined financial information for the year ended December 31, 2019, the latest date for which information is available, is summarized as follows:

Assets:	
Cash and investments	\$ 35,120,192
Other assets	<u>52,234,653</u>
Total assets	<u>87,354,845</u>
Total liabilities	<u>37,380,157</u>
Net position	\$ 49,974,688
Total operating revenues	\$ 26,395,018
Total operating expenses	(29,157,832)
Net investment income	2,984,280
Distributions/credits to members and withdrawn members	<u>(791,271)</u>
Change in net position	<u>\$ (569,805)</u>

2. Other Risks

The District carried commercial insurance for all other risks of loss not addressed above, including worker’s compensation and employee health and accident insurance. Any settled claims are not expected to exceed the commercial insurance coverage.

B. Employee Benefit Plans

1. Retirement Savings Plan - IRC 401(a)

The District offers its employees a retirement savings plan created in accordance with Internal Revenue Code Section 401(a). The benefits a participant will receive depend solely on the amount contributed to the participant’s account and the returns earned on investments of those contributions.

The plan requires all District employees who work on a continuous basis to defer a portion of their salary until future years. The plan is administered and invested by CRA. All continuous employees are required to make contributions equal to 10% of gross wages. The District also contributes 10% of the employee gross wages. Employees are 100% vested in their retirement contributions and the employer’s share immediately.

The District’s current year covered payroll and total payroll was \$1,992,100 and \$2,006,674 , respectively. During the year, the District’s required and actual contributions amounted to \$199,210, which was 10% of its current year covered payroll. Employees’ required and actual contributions amounted to \$199,210 which was 10% of the District’s current year covered payroll.

Eagle Valley Library District
Notes to the Financial Statements
December 31, 2020
(Continued)

V. Other Information (continued)

B. Employee Benefit Plans (continued)

1. Retirement Savings Plan - IRC 401(a) (continued)

The District offers its employees a deferred compensation plan created in accordance with Internal Revenue Code Section 457. The plan permits them to defer a portion of their salary until future years. The deferred compensation is not available to employees until termination, retirement, death or unforeseeable emergency.

All amounts of compensation deferred under the plan, all property and rights purchased with those amounts and all income attributable to those amounts, property or rights are to be held in trust for the exclusive benefit of the plan participants and their beneficiaries.

The accrual basis of accounting is used for the plan. Revenues are recognized when earned and expenditures are recognized when incurred. Investments are recorded at market value. Employees are 100% vested in their deferred compensation contributions as no employer contributions are made to the plan.

C. Related Party

The District currently has \$4,306,097 invested with FirstBank. In 2020, the District's Board included one individual that was employed by FirstBank. The District did a competitive review of all banks in the area to determine which bank best met the District's investment obligations which included safety, liquidity and yield. The Board member abstained from voting as it pertained to the District's banking and investment decisions.

D. Subsequent Events

Management has evaluated subsequent events through March 25, 2021, the date these financial statements were available to be issued.

I. Subsequent Event – COVID-19

The spread of COVID-19 may have operational, economic, and financial impacts on the District. The significant and duration of the potential impacts cannot be reasonably estimated at this time.



EAGLE VALLEY
LIBRARY DISTRICT

Required Supplemental Information

Eagle Valley Library District
Schedule of Revenues, Expenditure and Changes in Fund Balances - Budget to Actual
General Fund
For the Year Ended December 31, 2020
(With Comparative Totals For the Year Ended 2019)

	2020		Final Budget Variance Positive (Negative)	2019
	Original and Final Budget	Actual Amounts		Actual Actual
Revenues:				
Property taxes	5,381,912	5,344,597	(37,315)	4,918,244
Specific ownership taxes	269,000	270,637	1,637	273,067
Interest on taxes	-	4,452	4,452	1,678
Earnings on investments	120,000	104,130	(15,870)	168,810
Collection revenue	22,000	11,239	(10,761)	22,703
Donations	10,000	10,000	-	130,537
Grant income	13,702	32,421	18,719	14,320
Other income	33,300	23,904	(9,396)	38,786
Total Revenues	5,849,914	5,801,380	(48,534)	5,568,145
Expenditures:				
Personnel services	2,817,455	2,660,613	156,842	2,688,117
Supplies	225,850	142,494	83,356	226,475
Library materials	616,782	580,204	36,578	578,615
Literacy	135,000	135,000	-	135,000
Insurance	45,000	43,999	1,001	43,805
Purchased services	749,970	539,081	210,889	571,650
Building costs and utilities	129,000	125,127	3,873	106,893
Treasurer's fee	161,457	160,470	987	147,741
Capital outlay	406,150	327,879	78,271	4,085,281
Total Expenditures	5,286,664	4,714,867	571,797	8,583,577
Excess of Revenues Over Expenditures	563,250	1,086,513	523,263	(3,015,432)
Other Financing (Uses):				
Gain on sale of asset	-	-	-	8,730
Total Other Financing (Uses)	-	-	-	8,730
Change in Net Position	563,250	1,086,513	523,263	(3,006,702)
Fund Balances/Net Position				
Net Position - Beginning of Year	6,009,416	6,445,565		9,452,267
Net Position - Ending of Year	6,572,666	7,532,078		6,445,565

The accompanying notes are an integral part of these financial statements.